

LUX-top® ASP EV 7 Ø26

for screwing onto wooden beam



MOUNTING SURFACE:

- wooden beam (min. C24) min. cross-section 60/140mm with roof boarding min.d = 20mm or OSB-3 d = 22mm or plywood d = 15mm



FIXING MATERIAL:

- 8 pcs. wood construction screws 8 x L (A2)



MATERIAL:

- Stainless steel W1.4301 / AISI 304
- Corrosion resistance class CRC II to EN 1993-1-4



CERTIFICATION/APPROVAL:

- Type Examination Certificate to EN 795 type A, certificate no. ZP/B225/19



USERS:

- max. 3 users



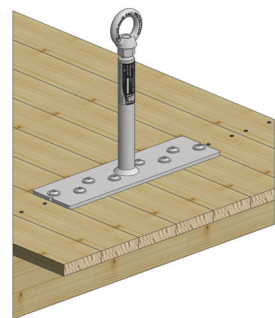
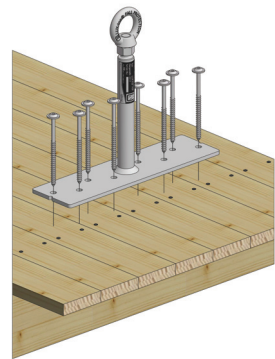
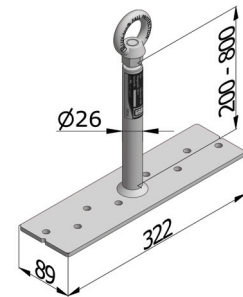
POSSIBLE COMBINATIONS:

- combination with temporary horizontal anchor device
- start / end / corner point in LUX-top® FSE 2003 stainless steel rope system
- anchor point can be extended up to 200 mm with LUX-top® Extension Ø26



PRODUCT HIGHLIGHTS:

- up to 800 mm height
- fast installation



You can find further information here: 

www.lux-top-absturzsurenungen.de/en/asp-ev7